

CCF Historical and Architectural Series Volume 11

By Geoffrey L. Manton

What just happened?!?!

If you were unable to attend the introductory and educational session held by Dusenberry Design at the club on September 19th, you may not be aware of why so many fairways, green approaches, and green surrounds now have a new mowing pattern. To put it simply, we are bringing back the classic era elements of our golf course, and it's going to be awesome.

As mentioned in previous H&A Volumes, golf in the Golden Age often took place along the ground. As such, open approaches to greens were commonplace to accommodate low running shots. Ground features like slopes, humps, bumps, and hollows were used (and created when not present naturally) to make the game more interesting. By mowing out green expansions and green

surrounds, we are bringing back this segment of the game at CCF. To our benefit, these changes will make golf more welcoming to golfers with lower swing speeds and those with a creative imagination when it comes to the ground game. What's more frustrating than watching a running shot on path to the green only fall short due to being caught up by intervening rough grass?

Approach.

Playability

How is this Achieved?

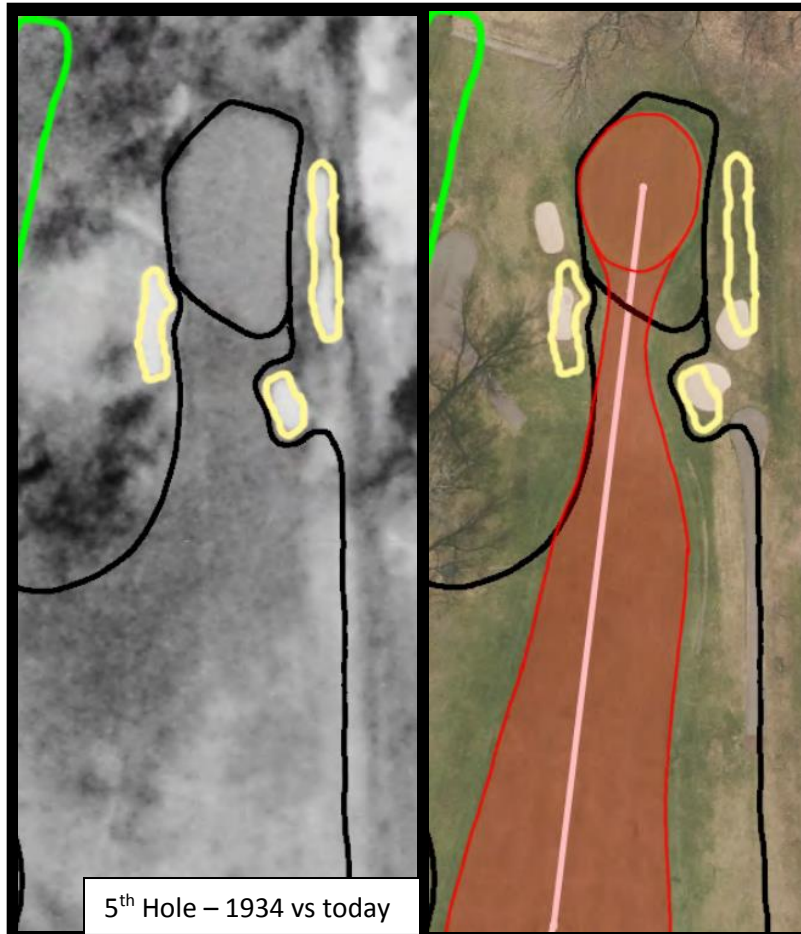
- Multiple Tees
- Provide Width
- Consider Pace of Play
- Limit Mown Rough / Allow Recovery
- Limit Forced Carries / Forward Tees
- Visible Hazards & Targets (Exceptions)
- Open Approaches
- Use of Ground Contours vs. Bunkers
- Firm & Fast Turf
- Character, Variety, Interest
- Aesthetics Matter

Country Club of Farmington

dusenberry design

THE COUNTRY CLUB OF FARMINGTON

Fairway expansions serve several purposes. Fairways mown closer to bunkers "engage" these bunkers by bringing them closer to the field of play. Fairways were also expanded in order to achieve clean straight lines indicative of a classic era golf course. Wider fairways also allow for more options on how a golf shot is played, whether it be a pitch, bump-and-run, or even a long putt. Added options by way of angle of attack toward a particular pin placement is another benefit of widened short grass.



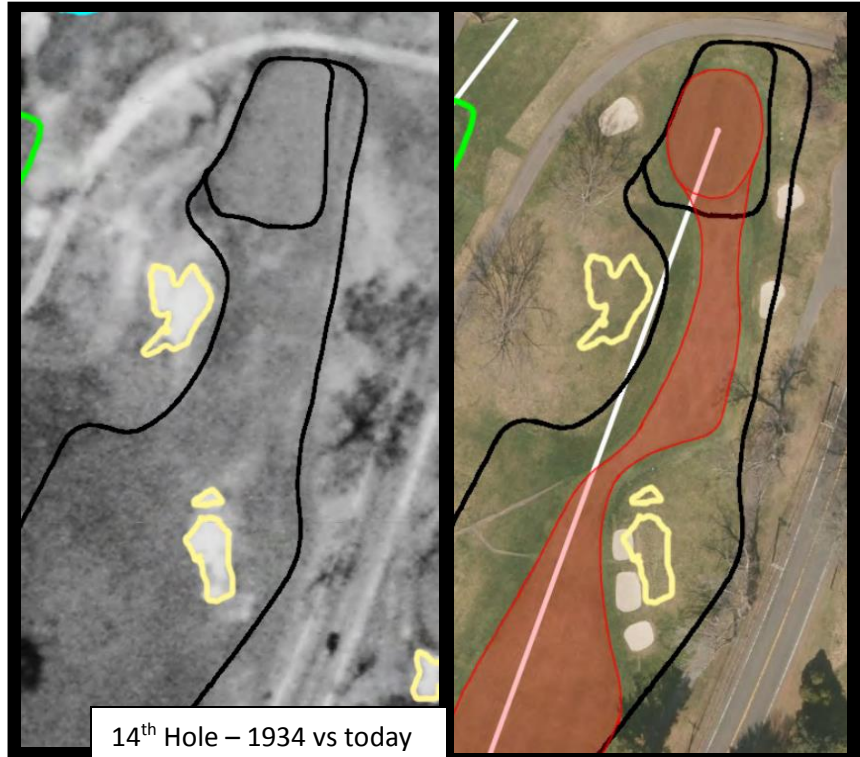
The short turf expansion of the green surrounds is the first stage of putting green expansion. While not every square inch of this turf will end up as putting surface, the expanded areas delineate the full extent of the green pad and sets the stage for recapturing the original size of our greens.

Using digital overlays, the Dusenberry Design team displayed powerful images of how significantly some of our fairways and greens have contracted over the past 85 years. [Black lines indicate fairway and green boundaries in 1934; Red shaded areas indicate fairways and greens today.] The steps taken this past week set us firmly afoot on the

path toward restoring the intended features and strategy of our great, fun, and quirky Devereux Emmet Golden Age era golf course.

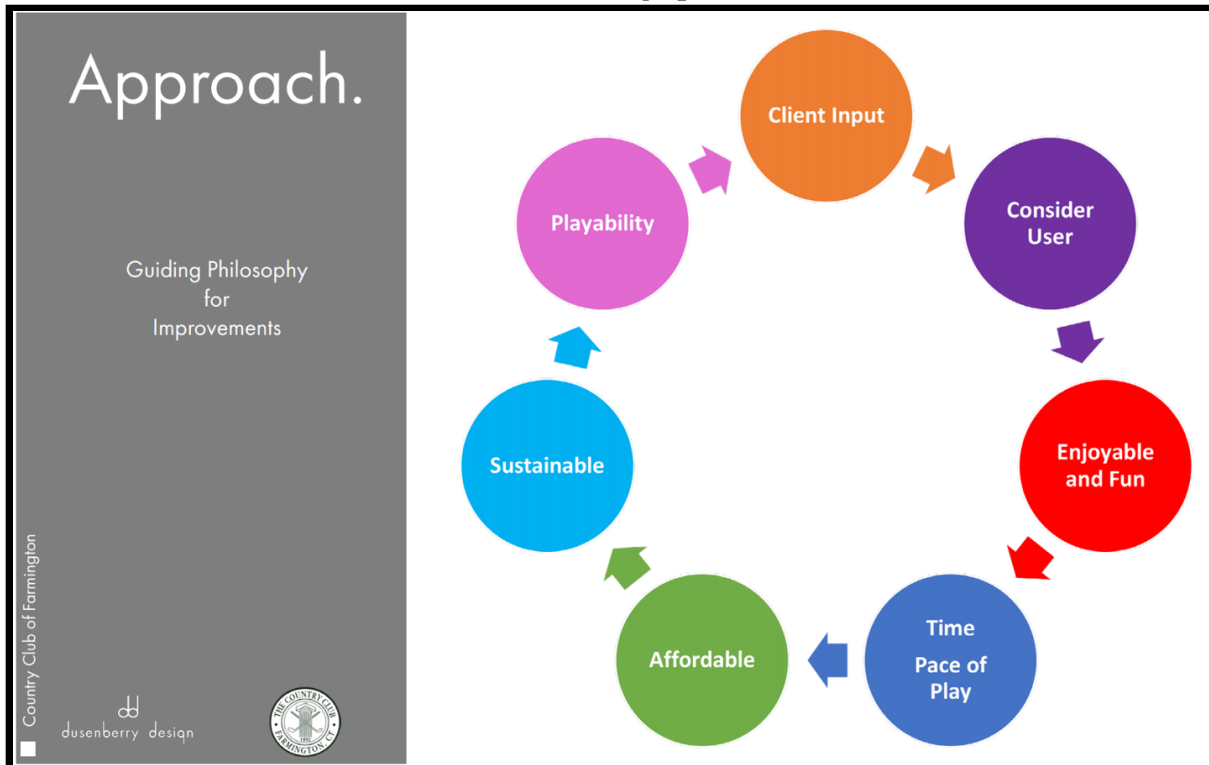
So, what should be expected of these mown out areas? The turf grass will be converted to fairway using a combination of new grass growth (via seed) and conversion of preexisting grass types into a form that can be maintained at low height. First, the grass was cut at 1" height by an intermediate mower. A fairway or approach mower set to $\frac{3}{4}$ " followed shortly after. This height will be maintained for a certain time period after which the ground will be aerated, slit-seeded, and top-dressed. Regular short-interval applications of fertilizer will be applied to help speed recovery and new plant growth. Having begun this conversion process now affords us the

opportunity to take advantage of the ideal autumn growing season and gives us a kick-start for the spring growing season. We expect substantial establishment of playable turf in these expansions by next summer. Areas that struggle with conversion will either be retreated or replaced with sod, depending on the situation. In the interim, members will experience playable conditions, albeit on perhaps discolored, aerated, and/or sandy turf. After a few seasons, there will be seamless integration between the expanded areas and the existing fairways and surrounds.



14th Hole – 1934 vs today

We thank you in advance for your patience, understanding, and support of this endeavor. The Green Committee is extremely excited about the results that we will all soon enjoy.





9 Green



14 Green



7th Hole



10th and 9th Fairways

*All photos, illustrations, and diagrams
courtesy of Dusenbery Design*